

EUROPEAN
JOB DAYS

Work in **Italy** for: **Seasonal Jobs in Italy** **TRENDS IN THE AGRICUTURAL ECONOMY**



General information to enter/stay in **Italy**



[Anpal.gov.it/eures](https://anpal.gov.it/eures)

#EURESjobs



Seasonal Jobs in Italy

TRENDS IN THE AGRICULTURAL ECONOMY



Seasonal Jobs in Italy

TRENDS IN THE AGRICULTURAL ECONOMY

TRENDS IN THE AGRICULTURAL ECONOMY

In the EU27, production (-0.8%) and agricultural income (-1.5%) fall. Italy remains the leading European country in terms of value added and the third in terms of value of production.

17.8% of a total value added for the entire EU27 agriculture

31.4 billions of current euro

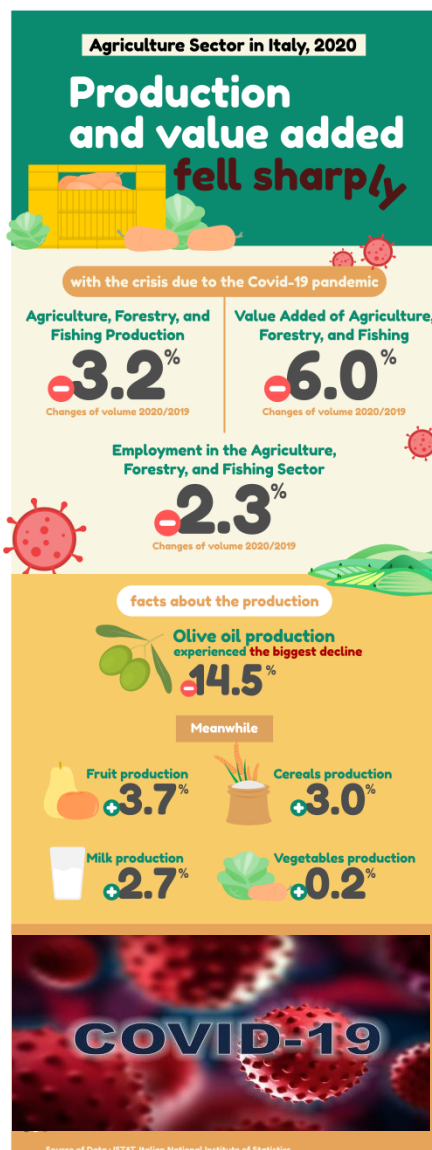
30.2 billions of current euro



29.3 billions of current euro

Seasonal Jobs in Italy

TRENDS IN THE AGRICULTURAL ECONOMY



Production and value added fell sharply, secondary activities collapse

In 2020 agricultural production decreased in volume by 3.2% and value added by 6%; employment also dropped significantly (-2.3%).

The production of olive oil has suffered the greatest downsizing (-14.5%) while the production of fruit (+3.7%), cereals (+3%), milk (+2.7%) and vegetables (+0.2%) increased.

The effects of the Covid-19 health emergency have affected secondary activities (-20.3%), the horticultural sector (-8.4%) and agricultural support services (-4.1%).

Seasonal Jobs in Italy

TRENDS IN THE AGRICUTURAL ECONOMY



Why are seasonal wrprkers so important for Italy, especially for the agricultural sector

2020	All sectors	Agriculture
	9.535.941	1.570.581

Seasonal Jobs in Italy

TRENDS IN THE AGRICULTURAL ECONOMY

Why are seasonal workers so important for Italy, especially for the agricultural sector



All workers = **1.570.581**



EU workers = **116.650**



Italian workers = **1.048.935**



NON-EU countries workers = **405.055**

Seasonal Jobs in Italy

TRENDS IN THE AGRICULTURAL ECONOMY

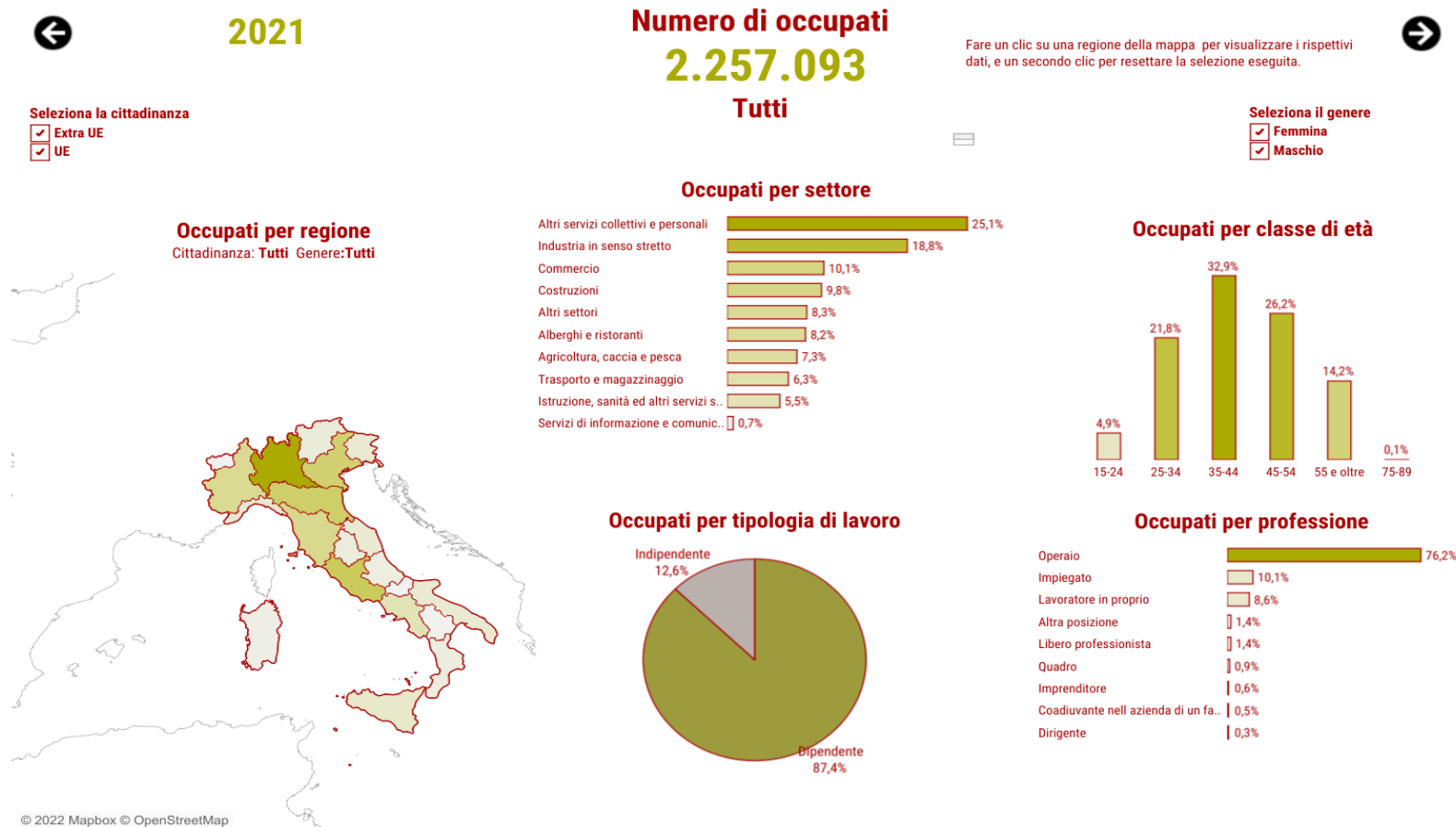


Why are seasonal workers so important for Italy, especially for the agricultural sector

	Origin of workers	Total
	All workers	1.570.581
	Italian workers	1.048.935
	EU workers	116.650
	NON-EU countries workers	405.055

Seasonal Jobs in Italy

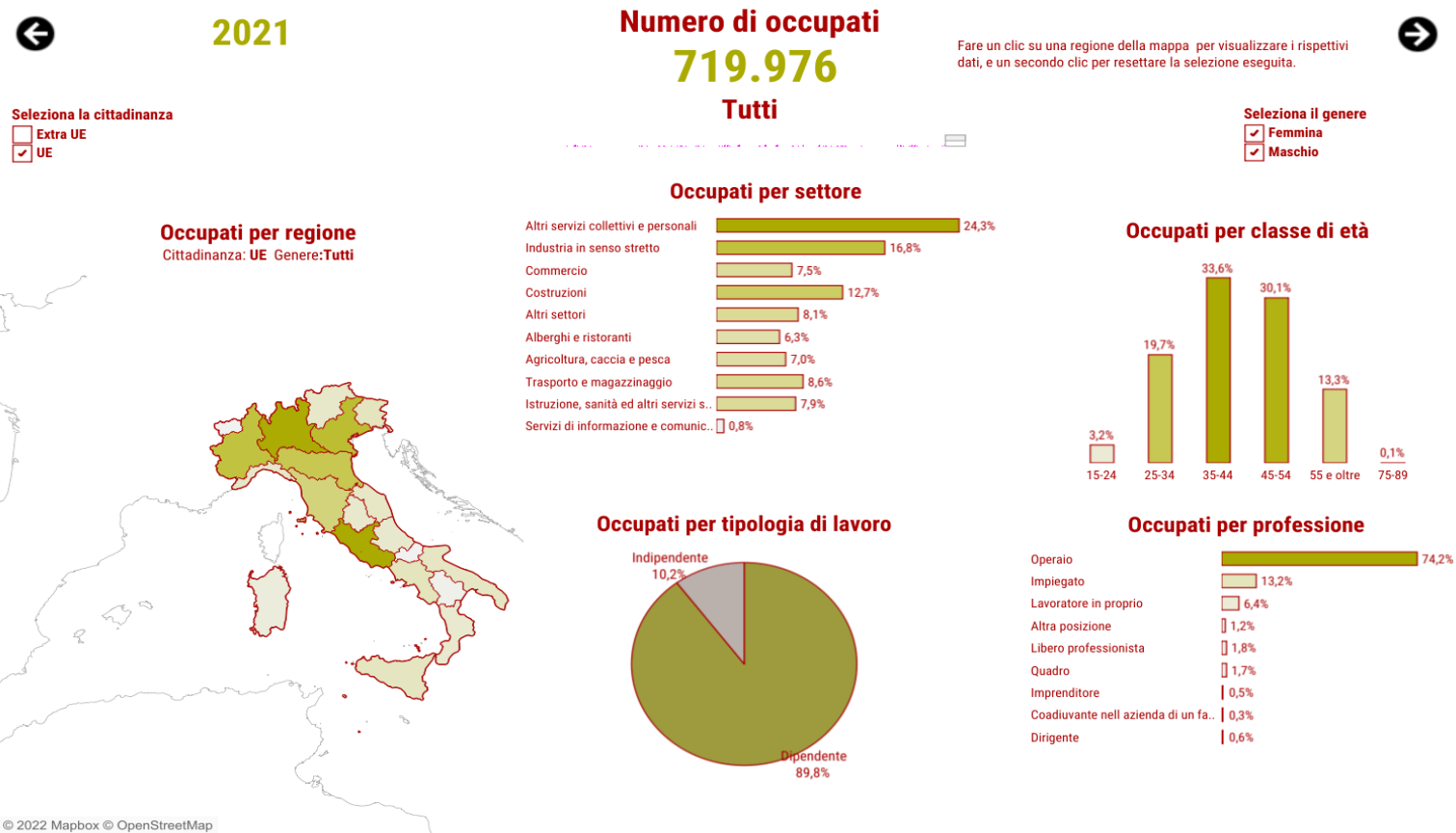
TRENDS IN THE AGRICULTURAL ECONOMY



Le elaborazioni sono a cura della Direzione Studi e Ricerche - Applicazioni di Data Science di Anpal Servizi su microdati RCFL - ISTAT

Seasonal Jobs in Italy

TRENDS IN THE AGRICULTURAL ECONOMY



Le elaborazioni sono a cura della Direzione Studi e Ricerche - Applicazioni di Data Science di Anpal Servizi su microdati RCFL - ISTAT



EURES PORTAL: <https://ec.europa.eu/eures/>

ANPAL PORTAL: www.anpal.gov.it/eures



	SOCIAL EURES	SOCIAL EURES ITALIA
FACEBOOK	https://www.facebook.com/EURESjobs	https://www.facebook.com/EURESItaly
TWITTER	https://twitter.com/EURESjob	https://twitter.com/ItalyEures
LINKEDIN	https://www.linkedin.com/company/eures/	
YOUTUBE	https://www.youtube.com/user/EURESjob	



CHAT EURES: EURES Advisers can be contacted through EURES portal

<https://ec.europa.eu/eures>, by accessing to the CHAT service.

For Italy, the service is available every Friday (except public holidays) from 10:30 to 12:30 (CET).

<https://ec.europa.eu/eures/public/it/chat-with-eures-advisers>

Search for EURES Advisers: [EURES - Search for EURES Advisers - European Commission \(europa.eu\)](https://ec.europa.eu/eures/public/it/search-for-eures-advisers)